

inspired in nature



1 2 0 0 x 1 6 0 0 m m

size that
magnifies
your dreams



Our series from Our is the perfect choice for every space with its magnificent charm and mega-size of 1200x1600m. With this size of tiles, you can make your rooms look spacious and backed by the beautiful designs, they are the right choice if you wish to build something larger than life!

15mm

1 2 0 0 x 1 6 0 0 m m

Multiple options to maximize your style

Our series brings you choices that can help you style any part of your space. These tiles can be used as your kitchen tops, tabletops, steps & risers, flooring for heavy traffic areas and much more. The size and designs of these tiles are crafted in a way that suits all kinds of interior as well as exterior spaces and giving them a glamorous look!

APPLICATION AREAS :

-  Flooring Heavy Traffic Area
-  Indoor Sitting
-  Outdoor Sitting
-  Living Area
-  Office Table
-  Furniture
-  Window Frame
-  Door Frame
-  Bath Tub
-  Step & Riser
-  Kitchen Unit Top
-  Table Top
-  Wash Basin Top
-  Wash Basin
-  Counter Top



4 BODY OF TEXTURE

GREY BODY

BLACK BODY

BEIGE BODY

WHITE BODY



High durable



Acid resistance



Stain resistance



Easy to clean



Dimensional stability



Slip resistance




Eco friendly



Maintenance free

EDGE PROFILES

OUR designs are available in glossy and Matt finishes and different types of edge profiles to expand your design options. Offering unmatched durability with no maintenance, easy-care convenience, and superior stain resistance, we back our surfaces with a transferable Full Lifetime Warranty to ensure years of flawless service.



EASED EDGE



1/2" ROUND
TOP & BOTTOM



HALF
BULLNOSE



1/4" BEVEL



1/4" BEVEL
TOP & BOTTOM



1/2" BEVEL



DEMI
BULLNOSE



FULL
BULLNOSE



COVE



OGEE



OGEE
BULLNOSE



DUPONT

WHITEBODY

1 2 0 0 x 1 6 0 0 m m

inspired by nature




TYPOLOGY
Fullbody

THICKNESS
15mm


SIZE
1200x1600mm




WHITE BODY




5001
Glossy




Face 1



Face 2



Face 3



inspired in nature



TPOLOGY
Fullbody

THICKNESS
15mm

SIZE
1200x1600mm



5001


TYPOLOGY
Fullbody

THICKNESS
15mm

SIZE
1200x1600mm



WHITE BODY



ATLANTIC WHITE
Glossy




Face 1




Face 2




Face 3



Face 4



inspired in nature



TPOLOGY
Fullbody

THICKNESS
15mm

SIZE
1200x1600mm



ATLANTIC WHITE

TYPOLOGY
Fullbody

THICKNESS
15mm

SIZE
1200x1600mm



WHITE BODY



BIANCO DOLIMITI
Glossy




Face 1



Face 2



Face 3



inspired in nature



TYPOLOGY
Fullbody

THICKNESS
15mm

SIZE
1200x1600mm



BIANCO DOLIMITI

TYPOLOGY
Fullbody

THICKNESS
15mm

SIZE
1200x1600mm




CLRY'S WHITE
Glossy



Face 1




Face 2



Face 3

WHITE BODY



inspired in nature



TYPOLOGY
Fullbody

THICKNESS
15mm

SIZE
1200x1600mm



CLRYS WHITE

TYPOLOGY | THICKNESS | SIZE
Fullbody | **15mm** | **1200x1600mm**



WHITE BODY




STATUARIO DOES
Glossy




Face 1



Face 2



Face 3



inspired in nature



TPOLOGY
Fullbody

THICKNESS
15mm

SIZE
1200x1600mm



STATUARIO DOES

BEIGEBODY

1 2 0 0 x 1 6 0 0 m m

inspired by nature



TYPOLOGY
Fullbody

THICKNESS
15mm

SIZE
1200x1600mm




ARMANI BEIGE
Glossy



Face 1




Face 2



Face 3

BEIGE BODY



inspired in nature



TYPOLOGY
Fullbody

THICKNESS
15mm

SIZE
1200x1600mm



ARMANI BEIGE

TYPOLOGY
Fullbody

THICKNESS
15mm

SIZE
1200x1600mm



BOTTOCHINO CLASSICO
Glossy



Face 1




Face 2



Face 3

BEIGE BODY



inspired in nature



TPOLOGY
Fullbody

THICKNESS
15mm

SIZE
1200x1600mm



BOTTOCHINO CLASSICO

TYPOLOGY
Fullbody

THICKNESS
15mm

SIZE
1200x1600mm



BEIGE BODY



CREMA MARFIL
Glossy



Face 1




Face 2



Face 3



Face 4



inspired in nature



TYPOLOGY
Fullbody

THICKNESS
15mm

SIZE
1200x1600mm



CREMA MARFIL

TYPOLOGY
Fullbody

THICKNESS
15mm

SIZE
1200x1600mm




CLOUDY BEIGE
Glossy



Face 1




Face 2



Face 3

BEIGE BODY



inspired in nature



TYPOLOGY
Fullbody

THICKNESS
15mm

SIZE
1200x1600mm



CLOUDY BEIGE

TYPOLOGY
Fullbody

THICKNESS
15mm

SIZE
1200x1600mm




TITANIUM BEIGE
Glossy



Face 1




Face 2



Face 3

BEIGE BODY



inspired in nature



TYPOLOGY
Fullbody

THICKNESS
15mm

SIZE
1200x1600mm



TITANIUM BEIGE

TYPOLOGY
Fullbody

THICKNESS
15mm

SIZE
1200x1600mm



ARRUS BEIGE
Glossy



Face 1




Face 2



Face 3

BEIGE BODY



inspired in nature



TPOLOGY
Fullbody

THICKNESS
15mm

SIZE
1200x1600mm



ARRUS BEIGE

TYPOLOGY
Fullbody

THICKNESS
15mm

SIZE
1200x1600mm



BEIGE BODY




DYNA SUPREME
Glossy



Face 1



Face 2



inspired in nature



TPOLOGY
Fullbody

THICKNESS
15mm

SIZE
1200x1600mm



DYNA SUPREME

TYPOLOGY
Fullbody

THICKNESS
15mm

SIZE
1200x1600mm



BEIGE BODY



VALENTINO
Glossy



Face 1




Face 2



Face 3



Face 4



inspired in nature



TPOLOGY
Fullbody

THICKNESS
15mm

SIZE
1200x1600mm



VALENTINO

TYPOLOGY
Fullbody

THICKNESS
15mm

SIZE
1200x1600mm




BRECCIA BEIGE
Glossy



Face 1




Face 2



Face 3

BEIGE BODY



inspired in nature



TPOLOGY
Fullbody

THICKNESS
15mm

SIZE
1200x1600mm



BRECCIA BEIGE

TYPOLOGY
Fullbody

THICKNESS
15mm

SIZE
1200x1600mm



BRECCIA LAVA
Glossy



Face 1




Face 2



Face 3

BEIGE BODY



inspired in nature



TYPOLOGY
Fullbody

THICKNESS
15mm

SIZE
1200x1600mm




BRECCIA LAVA

BLACKBODY

1 2 0 0 x 1 6 0 0 m m

inspired by nature



TYPOLOGY
Fullbody

THICKNESS
15mm

SIZE
1200x1600mm



TITANIUM NATURAL
Glossy



Face 1





Face 2



Face 3

BLACK BODY



inspired in nature

TYPOLOGY
Fullbody

THICKNESS
15mm

SIZE
1200x1600mm




TITANIUM NATURAL

TYPOLOGY
Fullbody

THICKNESS
15mm

SIZE
1200x1600mm



NERO MARQUINA
Glossy



Face 1





Face 2



Face 3

BLACK BODY



inspired in nature

TPOLOGY
Fullbody

THICKNESS
15mm

SIZE
1200x1600mm



NERO MARQUINA

TYPOLOGY
Fullbody

THICKNESS
15mm

SIZE
1200x1600mm



BLACK CORAS
Glossy




Face 1



Face 2

BLACK BODY



inspired in nature



TPOLOGY
Fullbody

THICKNESS
15mm

SIZE
1200x1600mm




BLACK CORAS

TYPOLOGY
Fullbody

THICKNESS
15mm

SIZE
1200x1600mm



THUNDER BLACK
Glossy



Face 1




Face 2



Face 3

BLACK BODY



inspired in nature



TPOLOGY
Fullbody

THICKNESS
15mm

SIZE
1200x1600mm




THUNDER BLACK

TYPOLOGY
Fullbody

THICKNESS
15mm

SIZE
1200x1600mm



PERSIAN BLUE
Glossy



Face 1





Face 2



Face 3

BLACK BODY



inspired in nature



TPOLOGY
Fullbody

THICKNESS
15mm

SIZE
1200x1600mm



PERSIAN BLUE

GREYBODY

1 2 0 0 x 1 6 0 0 m m

inspired by nature




TYPOLOGY
Fullbody

THICKNESS
15mm


SIZE
1200x1600mm




CLOUDY ONYX
Glossy



Face 1




Face 2



Face 3

GREY BODY



inspired in nature



TPOLOGY
Fullbody

THICKNESS
15mm

SIZE
1200x1600mm



CLOUDY ONYX

TYPOLOGY
Fullbody

THICKNESS
15mm

SIZE
1200x1600mm




GREY BODY




TURKE LANA
Glossy



Face 1



Face 2



inspired in nature



TPOLOGY
Fullbody

THICKNESS
15mm

SIZE
1200x1600mm



TURKE LANA

TYPOLOGY
Fullbody

THICKNESS
15mm

SIZE
1200x1600mm



BRECCIA MARINO ASH
Glossy



Face 1


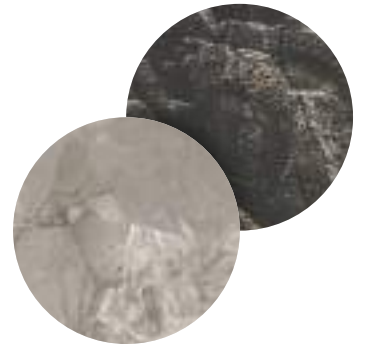


Face 2



Face 3

GREY BODY



inspired in nature



TPOLOGY
Fullbody

THICKNESS
15mm

SIZE
1200x1600mm



BRECCIA MARINO ASH

TYPOLOGY
Fullbody

THICKNESS
15mm

SIZE
1200x1600mm



PIETRA GREY
Glossy



Face 1


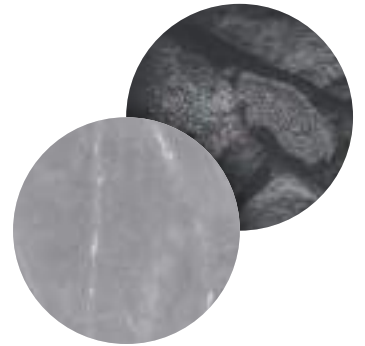


Face 2



Face 3

GREY BODY



inspired in nature



TPOLOGY
Fullbody

THICKNESS
15mm

SIZE
1200x1600mm



PIETRA GREY

TECHNICAL SPECIFICATION OF OUR FULL BODY TILE

TEST DISCRPTION			
CHARACTERISTIC	TEST METHOD	STANDARD VALUE	OUR VALUE
Deviation in Length	ISO 10545-2	± 1 mm	Ave. + 0.28 mm Ave. - 0.00 mm
Deviation in Width	ISO 10545-2	±1 mm	Ave. + 0.21 mm Ave. - 0.00 mm
Deviation in Thickness	ISO 10545-2	± 0.5 mm	Ave. + 0.00 mm Ave. - 0.16 mm
Straightness of Sides	ISO 10545-2	± 0.8 mm	Max. + 0.18 mm Max. - 0.20 mm
Rectangularity	ISO 10545-2	± 0.8 mm	Max. + 0.20 mm Max. - 0.22 mm
Surface Flatness	ISO 10545-2	± 1.8 mm	Max + 0.14 mm Max - 0.00 mm
Surface Quality	ISO 10545-2	Min. 95%	Min. 99%
PHYSICAL PROPERTIES			
CHARACTERISTIC	TEST METHOD	STANDARD VALUE	OUR VALUE
Water Absorption	ISO 10545-3	0.50%	Avg. 0.0606 %
Modulus of Rapture(N/mm2)	ISO 10545-4	min 35	Avg. 43.11 N/mm2
Breaking Strength(N)	ISO 10545-4	>7.5mm	6270.45 N
THERMAL SHOCK RESISTANCE 15/145.C 10cycle	ISO 10545-9	10 cycle, Min	Conform
Co-Efficient of Linear Thermal Expansion	ISO 10545-8	9x10 6 Max	4,84x10 6
Deep Abrasion Resistance	ISO 10545-6	Max 175mm	123mm3
Scratch Hardness of Surface	Is-13630-13	Min 5 Moh's	5 Moh's Scal
Bulk Density (g/cc)		2.2 Min	2.2748g/cc
Moisture Expansion(mm/m)	ISO 10545-10	0.02mm/m max	No Expansion
Impact Resistance-Coefficient of Restitution	ISO 10545-5	0.55 Min.	0.57 Min
Small Colour Differences	ISO 10545-16		No Difference
Resistance to Stain	ISO 10545-14	Min Class-3	Class-5
Lead and Cadium Release in mg/dm2	ISO 10545-15	0.1mg/dm2	0.00mg/dm2

